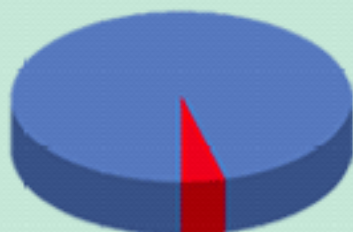


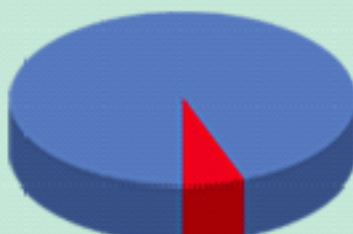
Northern and Southern Resources, 1861

Military Strength

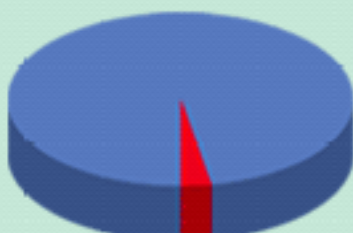
Naval Ship
Tonnage
25 to 1



Iron
Production
15 to 1




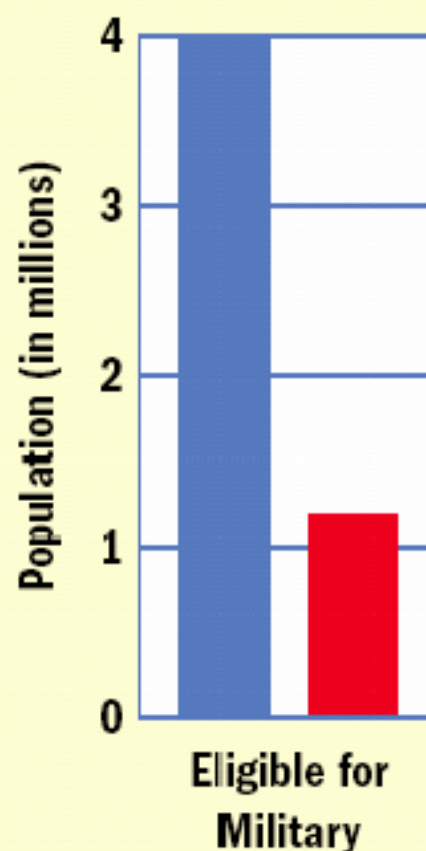
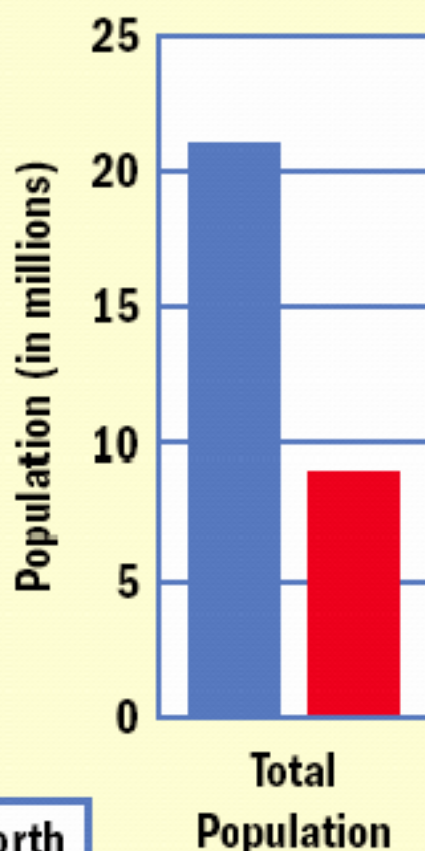
Firearms
Production
32 to 1



Source: *Times Atlas of World History*, 1989

■ North
■ South

Population



Source: *Battles and Leaders of the Civil War* (1884-1888; reprinted ed., 19

SKILLBUILDER Interpreting Graphs

1. Which side—North or South—had the advantage in terms of industrial production?
2. What do the overall data suggest about the eventual outcome of the war?



(56)